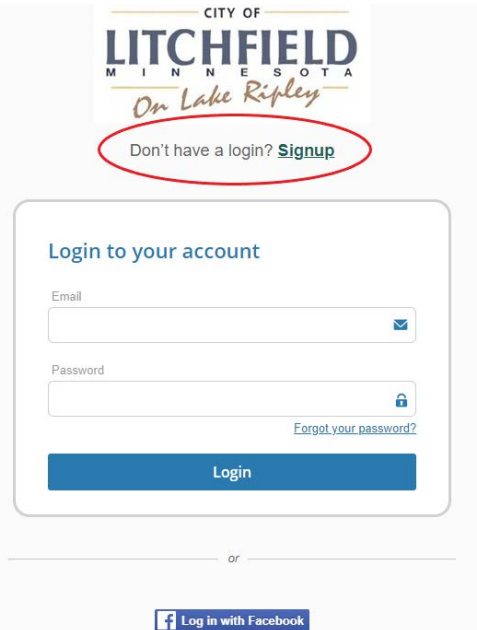


PerfectMind New Customer Set-up

1. Navigate to the PerfectMind Customer Sign-on screen through the link provided or through the City of Litchfield Website.
2. Click Signup at the top of the screen.



CITY OF
LITCHFIELD
MINNESOTA
On Lake Ripley

Don't have a login? **Signup**


Login to your account

Email

Password [Forgot your password?](#)

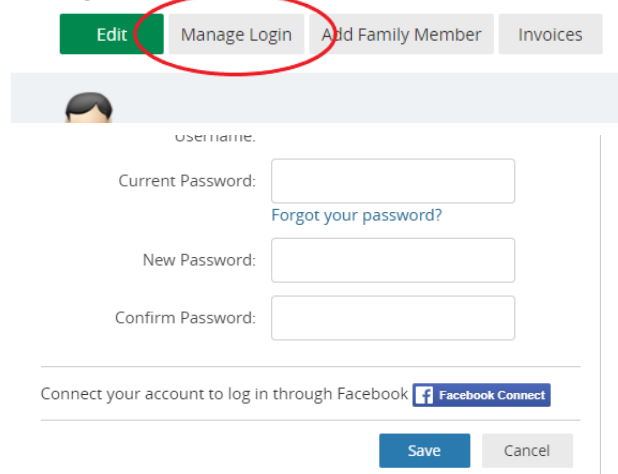
Login

or

 Log in with Facebook

3. Enter all necessary information and click Submit to create your account.
You will be provided with a temporary password sent to the email with which you registered. Please be aware of this email as it will help you create a new, more memorable password.
4. Click on Manage Login to enter a new password.

Family Member Detail




Edit **Manage Login** Add Family Member Invoices

User name:

Current Password: [Forgot your password?](#)

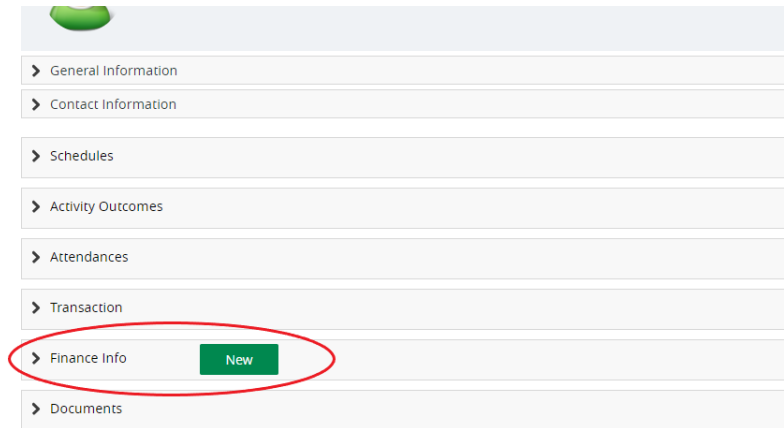
New Password:

Confirm Password:

Connect your account to log in through Facebook  Facebook Connect

Save Cancel

5. To set up a credit/debit card in preparation for making reservations, scroll down and select New under Finance Info.



Enter card information and click Save.

6. Your account is now set up and ready to make reservations!